

2025

B E R I S   P R E S E N T A T I O N   E L E V A T O R

# BERIS

Beris beris Beris beris Beris beris Beris beris  
Beris beris Beris beris Beris beris Beris Beris  
beris Beris beris Beris beris Beris beris Beris  
beris Beris beris Beris beris









Beris  
بریس

آسانسور و پله برقی بریس فراز آسانبر







مدرس؟ نهاد نووری دھندل (سانسور ایدال)

از دل سوای سه دیو و دام الهام آرند در لعل - یقین ای آرام استوار  
در روانه که خلد انزال؛ نردی مولود نه است، هوشندی  
کنند عین راه تیره که زار زار در دور  
درین ناله در راس فقر، رجه پیرو دسری حد  
در سیر آراء لعل آب نشود هوشندی، اندر دلفیافه احوال طام زده



# COMPANY INTRODUCTION


B E R I S   F A R A Z   A S A N B A R

A leader in providing innovative elevator and escalator solutions

09

Beris Faraz Asanbar Company, with the brand name Beris, is one of the leading companies in this industry in Iran and the countries of the region, benefiting from the many years of experience of its managers in the business of selling, installing and commissioning elevators and escalators. Our goal is to provide world-class products, professional services and reliable support for construction, commercial and industrial projects.

10





# SOCIAL NETWORKS

BERIS PRESENTATION ELEVATOR



@BERISLIFT



@BERISLIFT



INFO@BERISLIFT.COM



WWW.BERISLIFT.COM



# BERIS FARAZ ASANBAR

LEADER IN PROVIDING  
AND

INNOVATIVE ELEVATOR  
ESCALATOR SOLUTIONS



13

Beris Faraz Asanbar Company, with the brand name Beris, is one of the leading companies in this industry in Iran and the region, benefiting from the many years of experience of its managers in the business, sales, installation and commissioning of elevators and escalators. Our goal is to provide world-class products, professional services and reliable support for construction, commercial and industrial projects.

14





# SPECIAL BENEFITS AND PRIVILEGES

15

BRIS Smart Package elevators and escalators, using the highest quality imported parts, are considered one of the top choices in the market and have a competitive price as the first smart, safe and integrated elevator and escalator in Iran.

The biggest advantage of this company over its competitors is the use of the top brands in the market for elevator parts, all of which are currently available in the warehouse of this complex. BRIS elevator motors are offered in two classes, Asian and European, on which the Beris brand is engraved.





# WHY BERIS ?

BERIS

CAPABILITIES

17


1- Iran's first smart elevator




2- The largest holding company supplying parts and packages in Iran




3- Providing the world's top brands (MITSUBISHI-SHANGHAI - SELOON-XJ SCHINDLER SJEC)



4- Providing 24-hour support services with the best software of the day



5- Providing 1000 days warranty on all elevator parts in the world









# SMART, SECURE, INTEGRATED

Introducing the Brace Smart Pack

The first smart, safe and integrated elevator in Iran  
We aim to bring you a peaceful life with the highest  
quality and security based on artificial intelligence.

19



20





# SMART

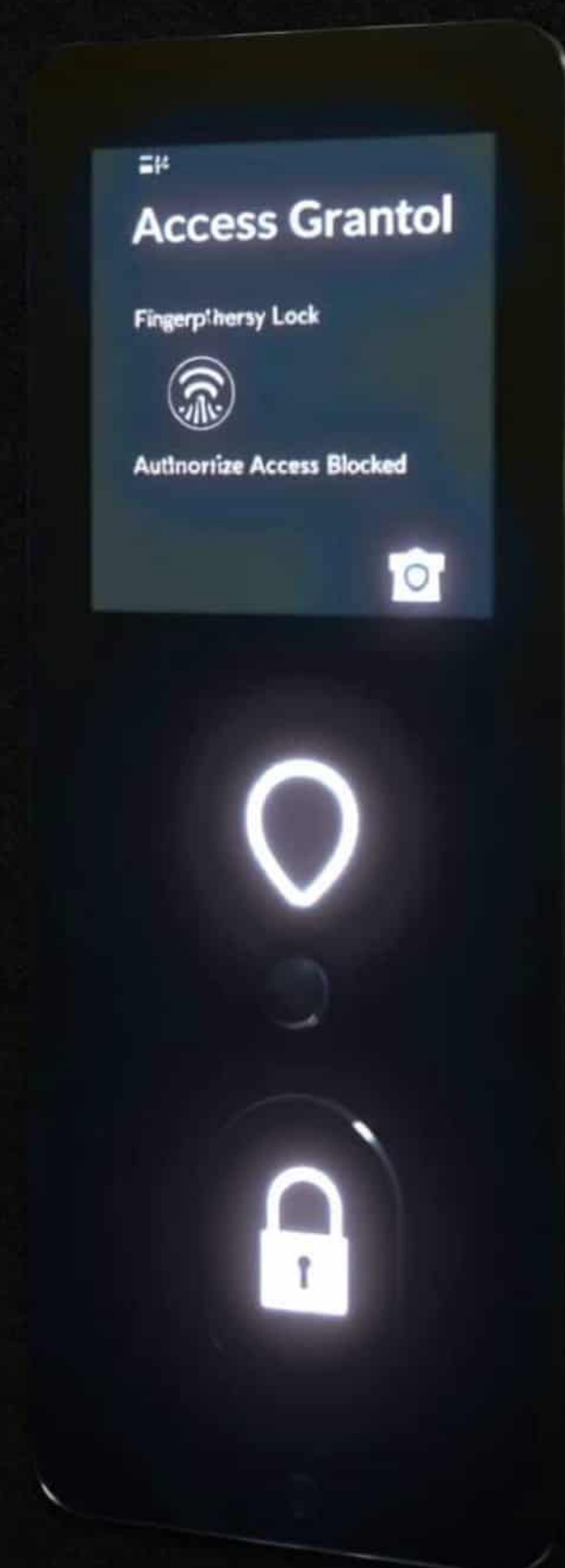
- ✓ Equipped with artificial intelligence technology and advanced control and monitoring systems to optimize traffic, reduce waiting times, and provide a smart transportation experience.





# SECURE

23



Beris smart elevator systems are equipped with advanced access control systems, smart locks, and anti-intrusion systems, for complete protection against theft, vandalism, and unauthorized use.






# INTEGRATED

25



A harmonious combination of smart technology and advanced security, in the form of a coherent system







# BERIS SMART LIFT SYSTEM

Based on AI

VOICE COMMAND  
Transforming Voice into Action

27



28





# BERIS SMART LIFT SYSTEM

Based on AI

29



VOICE  
COMMAND

Transforming Voice into Action

PREVENTING THE GOODS  
IN PASSENGER  
ELEVATORS.

Passenger Lift Safety checked 





# DETECTION OF DOMESTIC ANIMALS INSIDE THE ELEVATOR

keeping both pets  
and people safe  
during rides

31



32







# BERIS SMART LIFT SYSTEM

Based on AI

33



ELEVATOR CALL  
SYSTEM WITH  
SMARTPHONE OFFLINE  
Contactless Control System



SMART BUILDING  
MANAGEMENT  
parking door control, financial and  
charging management



## INTELLIGENT ELEVATOR AND BUILDING COMMON AREAS MANAGEMENT SYSTEM :

1-Smart management of parking garage doors and elevators

2-Smart management of private common area doors including: sports doors, roof garden with scheduling capability

3-Floor customization

4-Hosting system for guests with artificial intelligence and opening floor doors



## INTELLIGENT ELEVATOR AND BUILDING COMMON AREAS MANAGEMENT SYSTEM :

5-Removal of parking remote and smart management  
of parking garage doors

6-Elevator summoning when residents and guests  
arrive

7-Complete reporting of all traffic

8-Professional management of resident charges by  
limiting the use of common areas

9-Professional financial management in the building  
by the building manager



# EXCLUSIVE

# BERIS PACKAGE<sup>40</sup>

LEADER IN PROVIDING  
INNOVATIVE ELEVATOR AND  
ESCALATOR SOLUTIONS

24 - HOUR  
SERVICE

1000 DAYS  
WARRANTY

A SELECTION  
OF THE BEST

AI - BASED  
ELEVATOR

۱۰۰۰ روز گارانتی و ۲۰ سال تضمین خدمات پس از فروش.  
بهره‌مندی از تیم فنی مجرب و به روز و با سابقه کار بالا.

همراهی کارفرما و ارائه مشاوره فنی از زمان فازهای اجرایی اولیه پروژه تا  
انتهای پروژه.  
ارائه خدمات اجرایی حرفه ای، سرویس و نگهداری و تامین قطعات منظم.

استفاده از بهترین و بنام ترین برندهای قطعات اورجینال که همگی آن ها در  
انبار مجموعه موجود می باشند.  
انبار قطعات قابل بازدید توسط کارفرما جهت فروش و خدمات پس از فروش.


پکیج Beris کاملاً بر پایه هوش مصنوعی (AI) و ساختمان هوشمند  
(Smart Home) است

دارا بودن قابلیت ها و آپشن های ویژه آسانسورهای هوشمند جهت کاربری  
های مختلف.









# TUJAL

1. Type of stone according to your choice
2. White mirror, matte steel with wood pattern, brushed copper steel joists with wood pattern steel
3. Ceiling: Smoked steel mirror with halogen



44

CLASSIC

43







# ATOSSA

- 1.Type of stone according to your choice
- 2.Golden steel, light line, waterfall design, smoked mirror
- 3.Ceiling: steel, inside light line




46

MODERN

45







# ARAH

- 1.Type of stone according to your choice
- 2.Smoked ashlar, mirrored ashlar steel, optical line, smoked mirror
- 3.Ceiling: steel, laser design, all-round optical glazing



48

MODERN — 47







# DIBA

- 1.Stone type based on your choice
- 2.Silver brushed steel with blue brushed steel, natural light line, silver brushed Junes
- 3.Ceiling: Silver brushed steel, blue brushed steel, light line



50

CLASSIC

49







53



# RASTA

- 1.Stone type according to your choice
- 2.White mirror, green brushed steel with green steel worked Junes, silver brushed steel with light line
- 3.Ceiling: Silver mirror




CLASSIC

52







# PARTOU

- 1.Stone type based on your choice
- 2.Silver brushed steel, golden brushed Junes, light line
- 3.Ceiling: golden brushed, light line, golden 3D embossed steel



55

MODERN

54







# SAMIN

- 1.Type of stone according to your choice
- 2.Green all-steel cabin with light line without cornice, combination of green ashlar and green mirror
3. Ceiling: mirror




57

CLASSIC

56







# NILSA

- 1.Type of stone based on your choice
- 2.Smoked mirror, gold brushed steel with smoked mirror steel and light line
- 3.Ceiling: Middle box of smoked mirror steel with halogen and combination of golden brushed steel, smoked mirror with light line



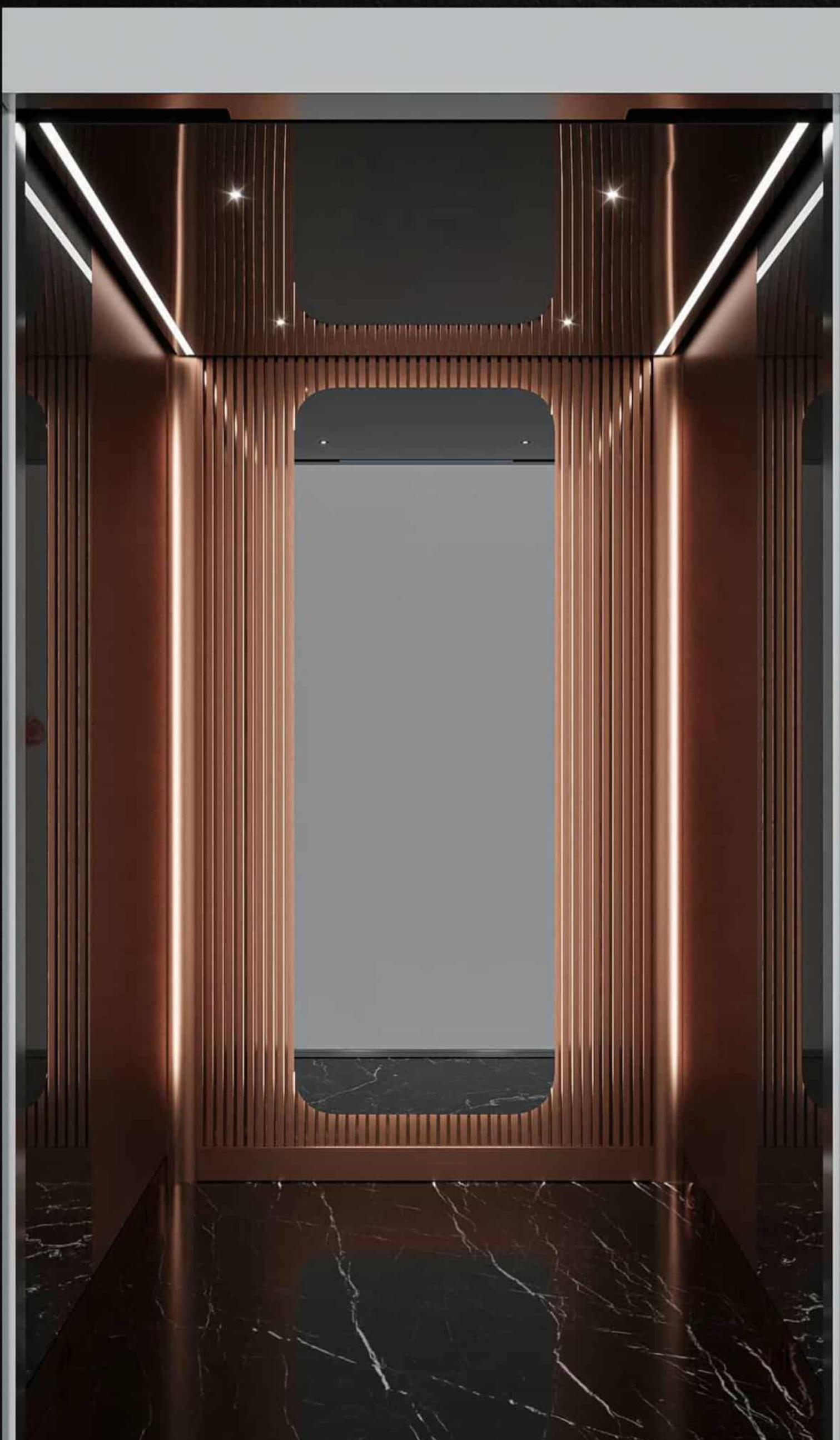
59

MODERN

58







# ROBERTO

- 1.Type of stone based on your choice
- 2.Brushed steel with mirror steel in the bodies along with mirror, joists worked with brushed and mirror steel
- 3.Ceiling: Mirror steel, light line



61

MODERN

60











# ELEVATOR FLOOR CHASSIS



BSC-ZW10



BSC-JD56



BSC-FQ26



BSC-VY29



BSC-YC17



BSC-BX99



BSC-LN78



BSC-MK82

65

64







# ELEVATOR FLOOR CHASSIS



BSC-RH51




BSC-OM14




BSC-CV39



BSC-EA08




BSC-SF03



BSC-GY11



BSC-NL84



BSC-TR88

67

66





# ELEVATOR FLOOR CHASSIS



BSC-HR63




BSC-ZW10



BSC-UE32



BSC-AB60



BSC-KC91



BSC-DZ70



BSC-WN45

69

68







# ELEVATOR FLOOR CHASSIS



BSC-WS07



BSC-ZE93



BSC-TK66



BSC-HX75



BSC-JG20







# ELEVATOR CABIN CHASSIS



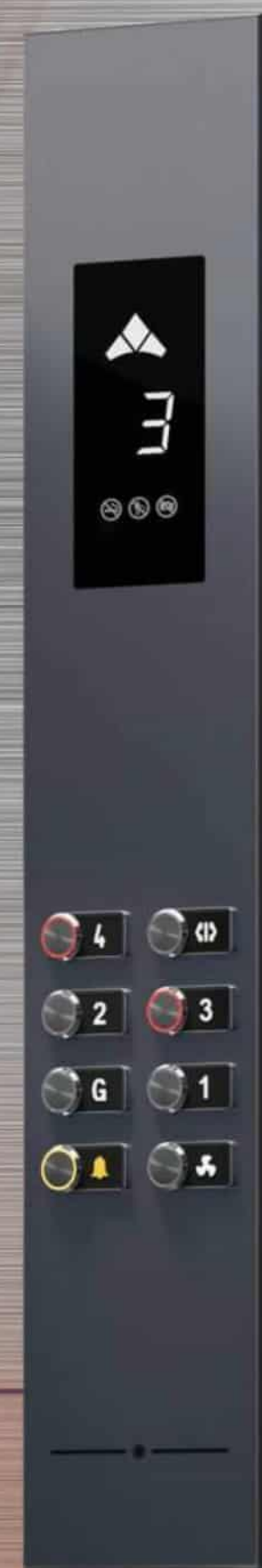
BSL-MB63



BSL-HY17




BSL-JV09



BSL-KD48



BSL-XQ25



BSL-DX22



BSL-EP81



BSL-GM03

73

72







# ELEVATOR CABIN CHASSIS



BSL-LS76



BSL-NC54



BSL-QZ44

BSL-RA19





# ELEVATOR CABIN CHASSIS



BSL-LS76



BSL-UL70



BSL-WF36



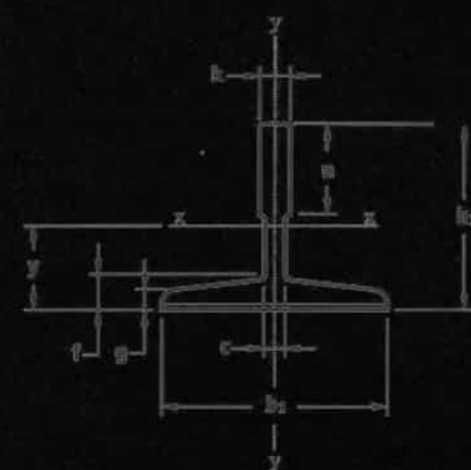
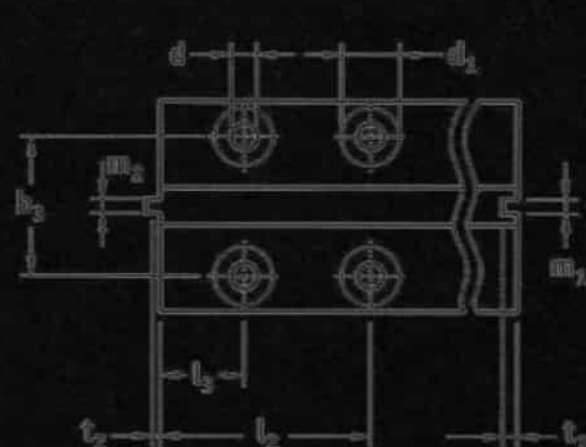
BSL-XQ25





# ELEVATOR PARTS BERIS

78



I SUPER SAVERA: Guide Rail

79






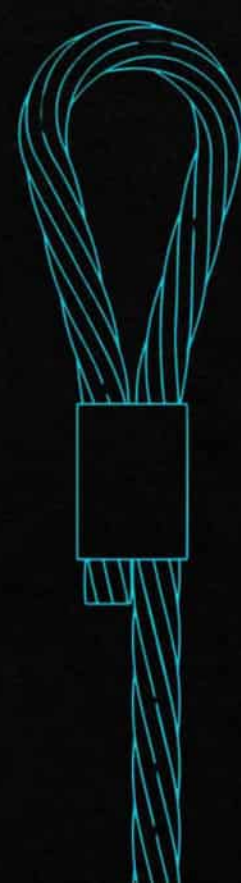
# ELEVATOR PARTS BERIS

81

80



GUSTAVWOLF Wire Rope





# ELEVATOR PARTS BERIS

82



Traction Machine GEARLESS







# ELEVATOR PARTS BERIS

84



85



Heavy duty: Car & Landing Doors





# ELEVATOR PARTS BERIS

86



MONARCH:MAIN controller

87





# BRACE ELEVATOR PACKAGE WITH MOTOR ROOM:

MACHINE ROOMLESS ELEVATOR  
MODEL: BEXIE 5000

Code	Capacity	Speed	Stops
6-10/08BL	8 persons	1 m/s	6 stops
11-16/10BL	10 persons	1.6 m/s	11 stops
15-18/15BL	15 persons	1.75 m/s	15 stops
20-20/18BL	18 persons	2.5 m/s	20 stops

88



Maximum speed:  
Up to 2.5 m/s Maximum  
capacity: Up to 1600 kg  
(2000 kg)



89



# PACKAGE CODING OF BERIS ELEVATORS WITHOUT ENGINE ROOM

MACHINE ROOMLESS ELEVATOR  
MODEL: BEXIE 3000

Model	Capacity (Persons)	Speed (m/s)	Number of Stops
8-10/08BM	8	1	8
12-16/10BM	10	1.6	12
20-20/15BM	15	2	20
22-25/18BM	18	2.5	22

90



Technical specifications:  
Up to 2m/s speed  
Up to 1600kg capacity



91



**SELOON**



**Beris**  
بریس



اسانسور و پله برقی بریس هزار آستانه

**ESCALATOR SERIES**



# ESCALATOR SERIES

30° / 35° FPL COMMON TYPE AND  
FML SLIM TYPE ESCALATORS

Common type and slim type escalators are designed and manufactured strictly in accordance with EU standard EN115 and national standard GB16899, featuring stable and quiet running and reliable and safe operation. The idea of module design can be seen in every detail.

## EXTERIOR DESIGN

- Handrail: vertical balustrades made of 10mm thick toughened safety glass for common type and slim type
- Handrail bracket: aluminum alloy/hairline-finished stainless steel
- Handrail belt: black and ring-like vulcanized rubber belt embedded with steel wire ropes; other colors are available
- Exterior/interior cover plate: hairline-finished stainless steel
- Apron plate: hairline-finished stainless steel
- Step: stainless steel press formed, black electrophoretic paint, yellow safety border
- Safety signs of steps: yellow polycarbonate-made safety borders around
- Lifting board: stainless steel press formed antiskid board, and optional etched stainless steel, with black antiskid signs
- Operation panel: red button for emergency stop, and key switch for up and down running
- Step lighting: LED

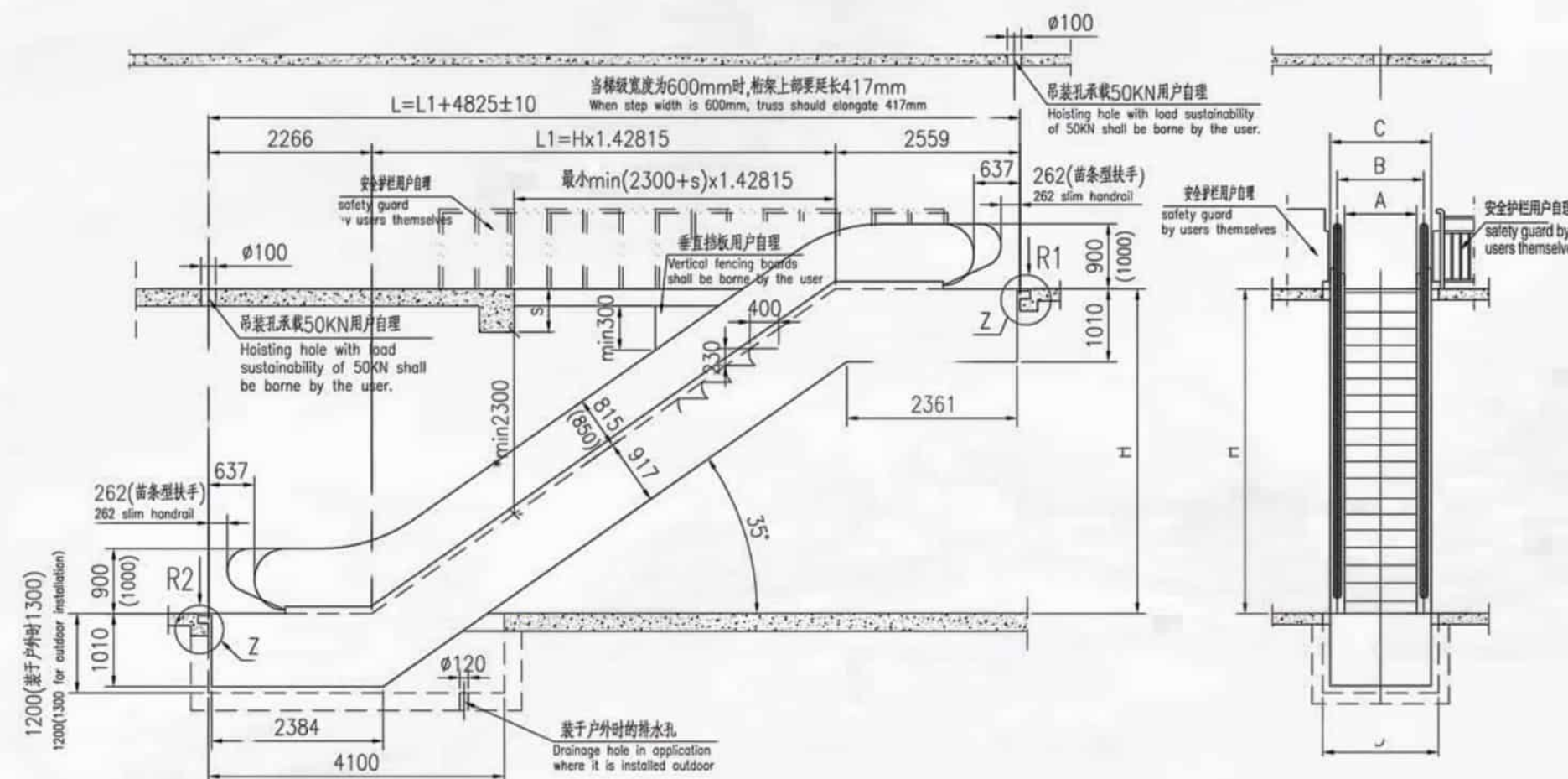


# MAIN SPECIFICATIONS

- Installation place: indoor/outdoor
- Lifting height: 1.0-11.76m (35°, only for 6m below)
- Inclination: 30°/35°
- Step width: 600/800/1000mm
- Flat step: 2/3 steps
- Rated speed: 0.5m/s, 0.65m/s
- Carrying capacity: 0.5m/s, 3600/4800/6000 persons/hour at the speed rate  
0.65m/s, 4400/5900/7300 persons/hour at the speed rate
- Power supply: three-phase alternating current 380V/50Hz

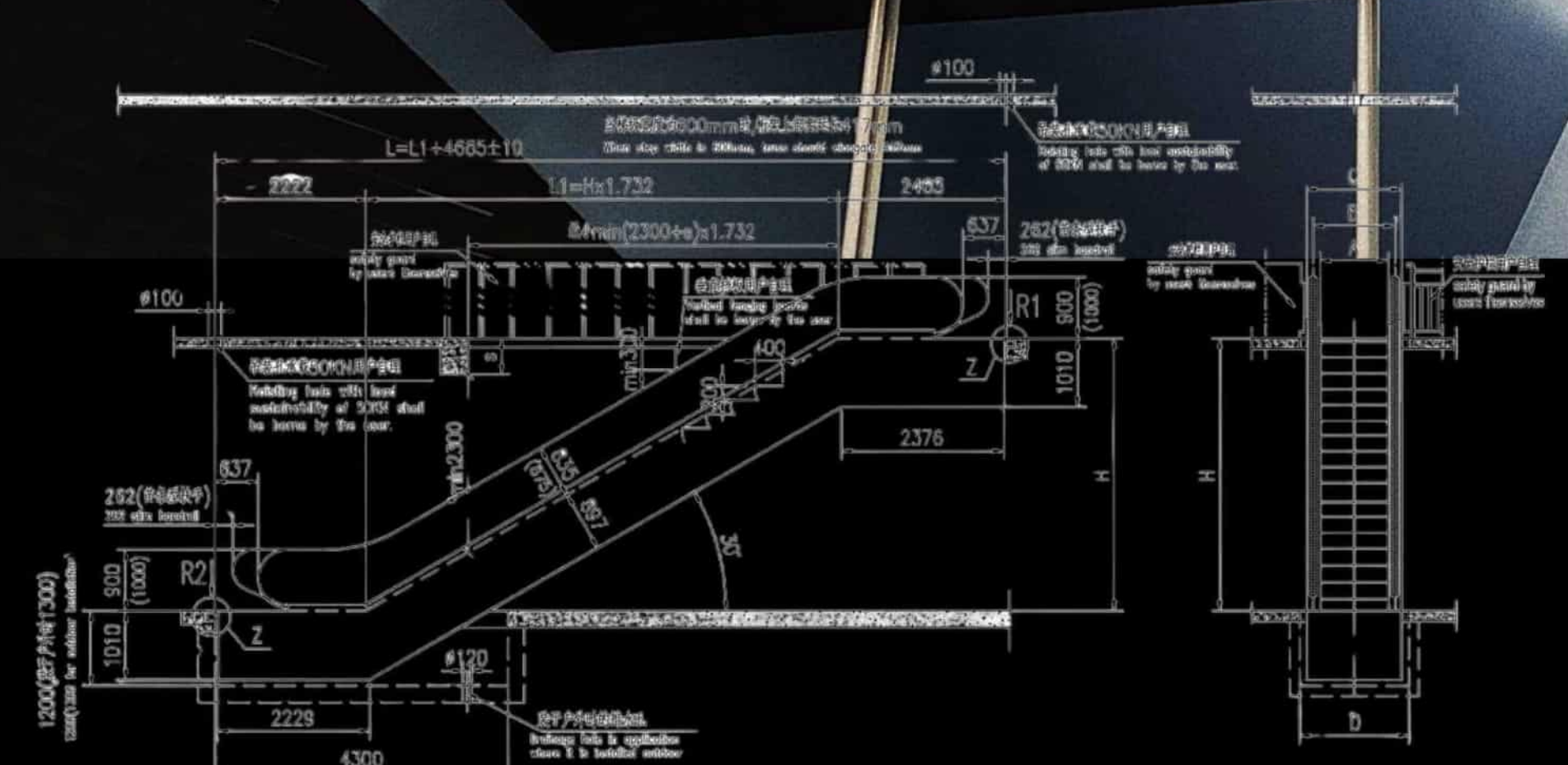
Mode	A	B	C	D	E
FPL35-600	600	838	1140	1200	18500
FPL35-800	800	1038	1340	1400	16900
FPL35-1000	1000	1238	1540	1600	15700

35° FPL Common Type/FML Slim Type Escalator Construction Layout



Mode	A	B	C	D	E
FPL30-600	600	838	1140	1200	18500
FPL30-800	800	1038	1340	1400	16900
FPL30-1000	1000	1238	1540	1600	15700

30° FPL Common Type/FML Slim Type Escalator Construction Layout







# FGL PUBLIC TRAFFIC TYPE ESCALATORS

The public traffic type escalator is suitable to be installed both outdoor and indoor. It is featured with diversified optional functions to meet different needs and.

## EXTERIOR DESIGN

- Handrails: vertical glass balustrades and inclined stainless steel balustrades
- Handrail bracket: aluminum alloy/hairline-finished stainless steel
- Handrail belt: black and ring-like vulcanized rubber belt, embedded with steel wire ropes
- Exterior/interior cover plate: hairline-finished stainless steel
- Apron plate: hairline-finished stainless steel
- Step: stainless steel or aluminum alloy
- Steps safety signs: plastic yellow safety borders
- Lifting board: etched stainless steel, with black antiskid signs/ aluminum alloy
- Operation panel: red button for emergency stop, and key switch for up and down running
- Step lighting: LED


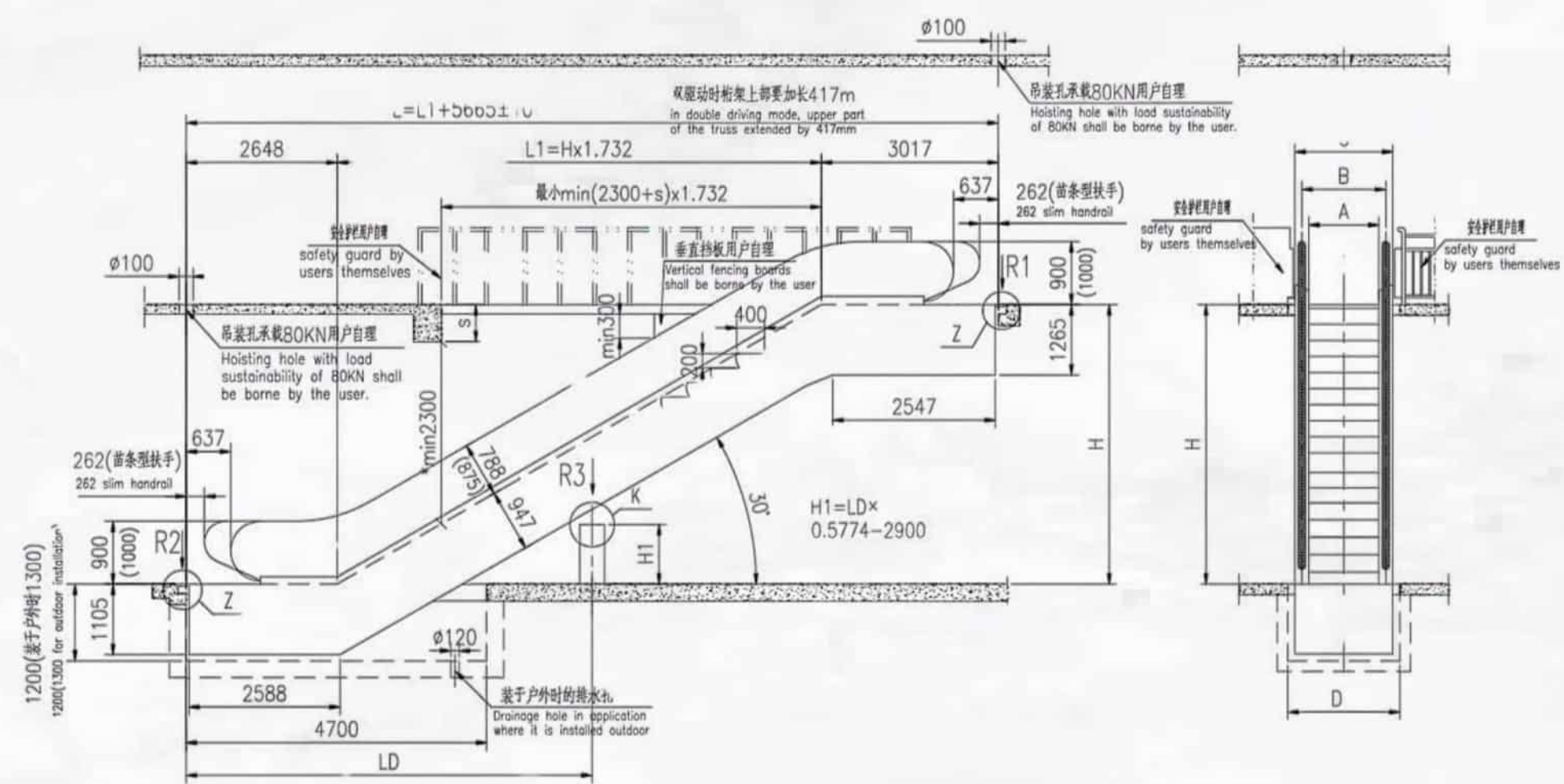


# MAIN SPECIFICATIONS

- Installation place: indoor/semi-outdoor/outdoor
- Running time: 20 hours per day
- Lifting height: 1.5-11.76m Inclination: 30°/27.3°/23.2°
- Step width: 600/800/1000mm
- Flat step: 2/3 steps
- Radii of curvature of the upper stair: 1500/2700mm
- Rated speed: 0.5m/s, 0.65m/s
- Carrying capacity: 0.5m/s, 3600/4800/6000 persons/hour at the speed rate  
0.65m/s, 4400/5900/7300 persons/hour at the speed rate
- Power supply: three-phase alternating current 380V/50Hz

Mode	A	B	C	D	E
FGL30-800	800	1038	1340	1400	16900
FGL30-1000	1000	1238	1540	1600	15700

30°FGL Public Traffic Type Escalator Construction Layout



Mode	A	B	C	D	E
FGL30-800	800	1038	1370	1450	16900
FGL30-1000	1000	1238	1570	1650	15700





102

# FZL HEAVY-DUTY PUBLIC TRAFFIC TYPE ESCALATORS

The FZL escalators are designed based on harmonious carrying and integrate with aesthetics, safety and environmental protection. They are effective and heavy-duty escalators tailored for transport in public spaces or working under demanding conditions.

## EXTERIOR DESIGN

- Handrails: vertical glass balustrades and inclined stainless steel balustrades
- Handrail bracket: aluminum alloy/hairline-finished stainless steel
- Handrail belt: black and ring-like vulcanized rubber belt, embedded with steel wire ropes
- Exterior/interior cover plate: hairline-finished stainless steel
- Apron plate: hairline-finished stainless steel
- Step: stainless steel or aluminum alloy
- Steps safety signs: plastic yellow safety borders
- Lifting board: etched stainless steel, with black antiskid signs/aluminum alloy
- Operation panel: red button for emergency stop, and key switch for up and down running
- Step lighting: LED

103

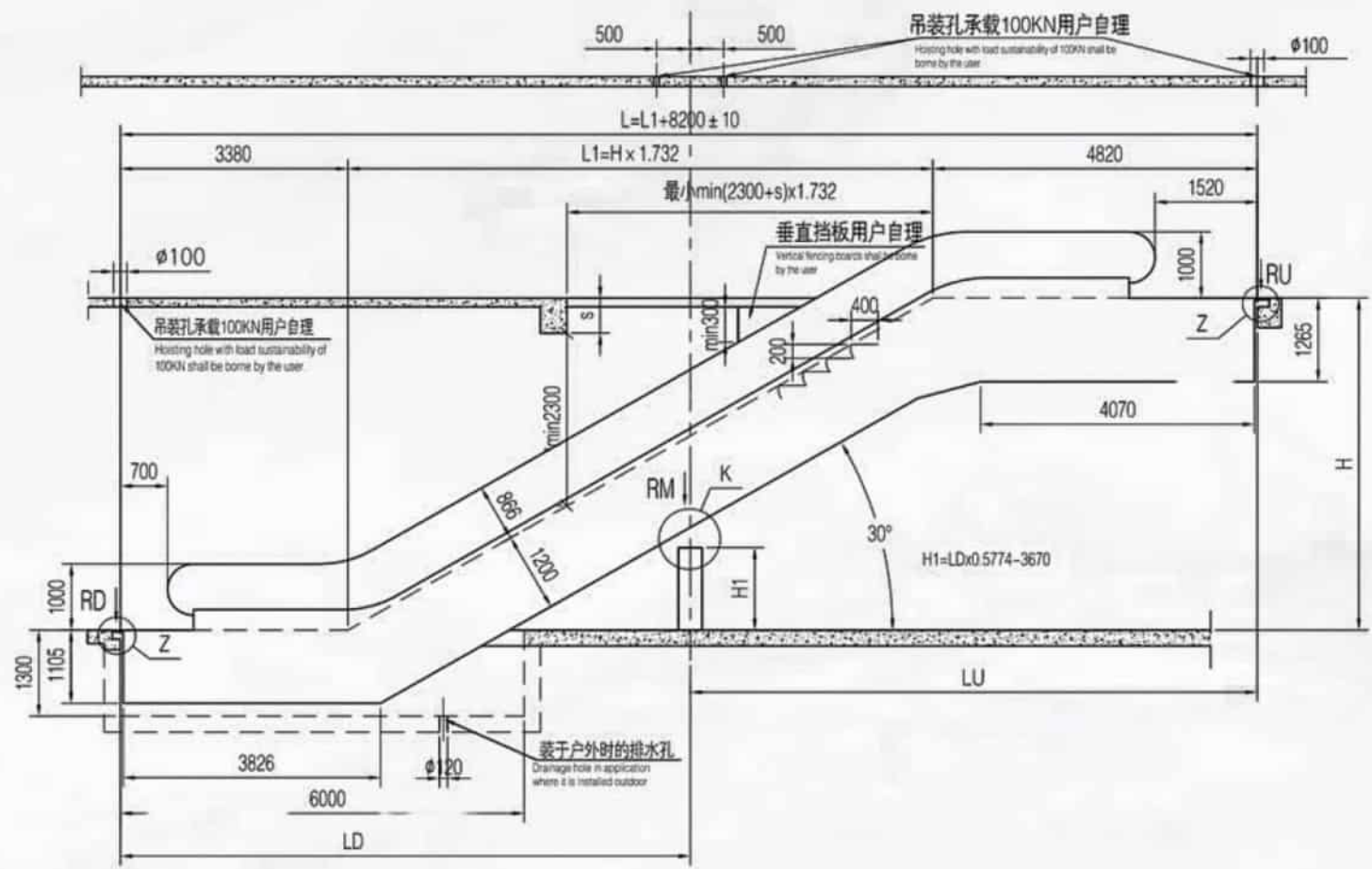


# MAIN SPECIFICATIONS

- Instalation place: indoor/semi-outdoor/outdoor
- Running time: 20 hours per day
- Lifting height: 3.0-24.0m
- Inclination: 30°/27.3°/23.2°
- Step width: 800/1000mm
- Horizontal steps: 4 steps
- Radii of curvature of the upper stair: 3000mm
- Rated speed: 0.5m/s, 0.65m/s
- Carrying capacity: 0.5 m/s, 4800/6000
- persons/hour at the speed rate:
- 0.65m/s,5900/7300 persons/hour at the speed rate
- Power supply: three-phase alternating
- current 380V/50Hz
- Lighting power: single phase current 220V/50Hz

ModeMode	A	A	B	B	C	C	D	D	E	E
FGL30-800	800	800	1038	1038	1440	1340	1500	1400	24900	16900
FGL30-1000	1000	1000	1238	1238	1540	1540	1600	1600	15700	15700
FZL30-1000	1000	1000	1238	1238	1640	1640	1700	1700	21600	21600

FZL Heavy-duty Public Traffic Type Escalator Construction Layout



Mode	A	(mm)	RU(kN)	RM (KN)	RD(KN)
FGL30-800	800	800	4.1LU+16 <sub>1038</sub>	6.2L+3 <sub>1370</sub>	4.1LD+4 <sub>1450</sub>
FGL30-1000	1000	1000	4.6LU+16 <sub>1238</sub>	7L+3 <sub>1570</sub>	4.6LD+4 <sub>1650</sub>





106

# MOVING WALK SERIES

SELOON can provide a wide range of moving walks with 0-12 inclination degrees. Our products are widely used in public places like department stores, bus stations, ports, airports, shopping mall, entertainment center, exhibition center. We are sure our product will add an astonishing and flowing view to your building. Our products are applied with advanced international technology and designed with frontline ideas, they can not only meet requirement for mass passengers transport, but also satisfy the needs for long-distance walking, fourgons, prams, shopping carts and vehicles for the disabled. People will feel like walking on the ground when they are on our auto walk, significantly facilitating people's travel and shopping. Our products are known for their exquisite structure, superior stairs and unique form. We always and will make efforts to move forward.

107


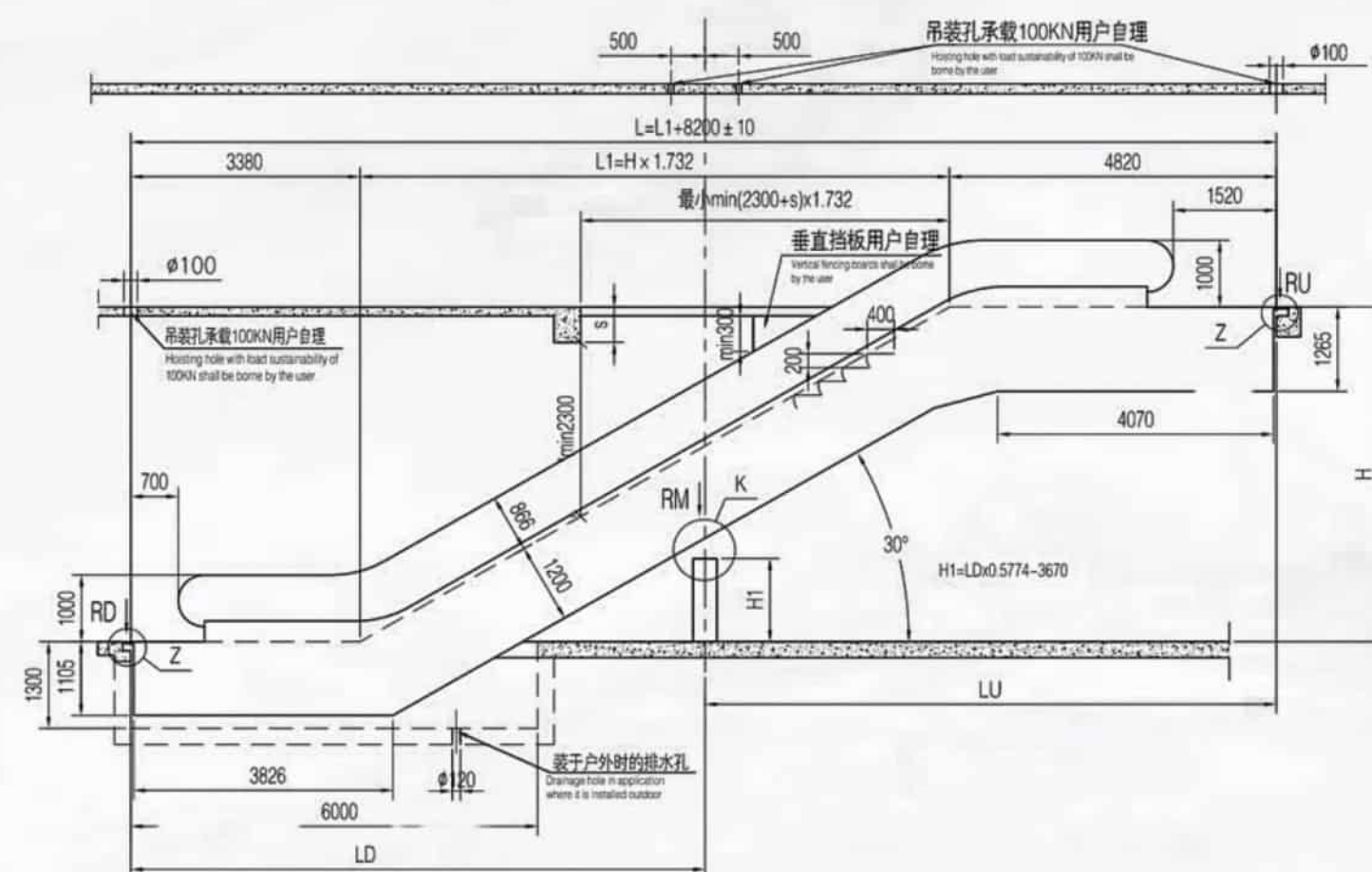




# EXTERIOR DESIGN

- Handrail: vertical glass balustrades and 10mm thick toughened safety glass for common type and slim type
- Handrail bracket: aluminum alloy/hairline-finished stainless steel
- Handrail belt: black and ring-like vulcanized rubber belt, embedded with steel wire ropes
- Exterior/interior cover plate: hairline-finished stainless steel
- Apron plate: hairline-finished stainless steel
- Treadle: rammed stainless steel, black electrophoretic paint, yellow safety border
- Treadle safety signs: plastic yellow safety borders
- Lifting board: etched stainless steel with black antiskid signs
- Operation panel: red button for emergency stop, and key switch for up and down running

FZL Heavy-duty Public Traffic Type Escalator Construction Layout



Mode	A	(mm)	B	RU(kN)	C	RM (kN)	D	RD(kN)	E
FGL30-800		800	800	4.1LU+161038		6.2L+31370		4.1LD+1450	16900
FGL30-1000		1000	1000	4.6LU+161238		7L+31570		4.6LD+1650	15700



# MAIN SPECIFICATIONS

Instalation place: indoor/semi-outdoor/outdoor

Running time: 24 hours per day

Lifting height: 1.0-12.0m

Inclination: 10°/11°/12°

Step width: 800/1000mm

Radii of curvature of the upper stair: 3500mm

Rated speed: 0.5m/s

Carrying capacity: 4800/6000 persons/hour

Power supply: three-phase alternating current 380V/50HZ

Lighting power: single phase current 220V/50HZ

	XPL800 4800.../h	XPL1000 6000.../h
A	800	1000
B	1038	1238
C	1340	1540
D	1400	1600
Lmax	16300	15000

XPL Inclination Moving Walk Construction Layout





## 113


112





BERIS PRESENTATION ELEVATOR

# COMPANY BERIS

 021-22000502

 Tehran, Farmanie sharghi, paramis, tabaghe 10, vahed 1001-1002

114



115